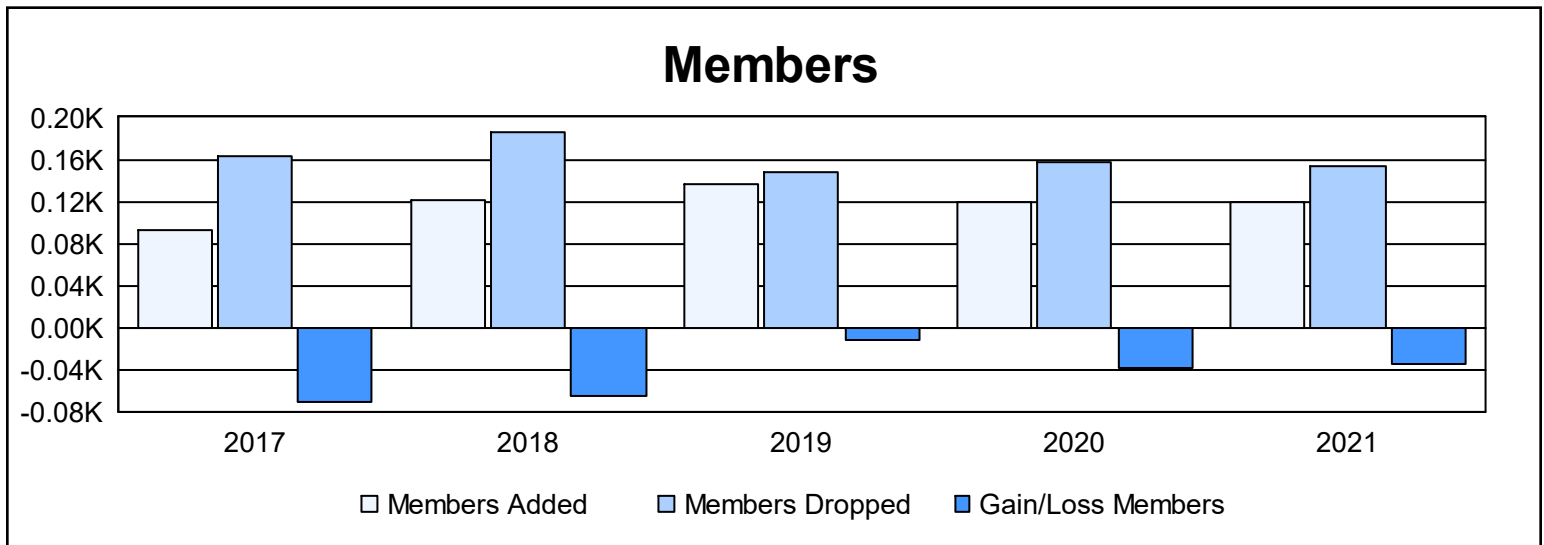
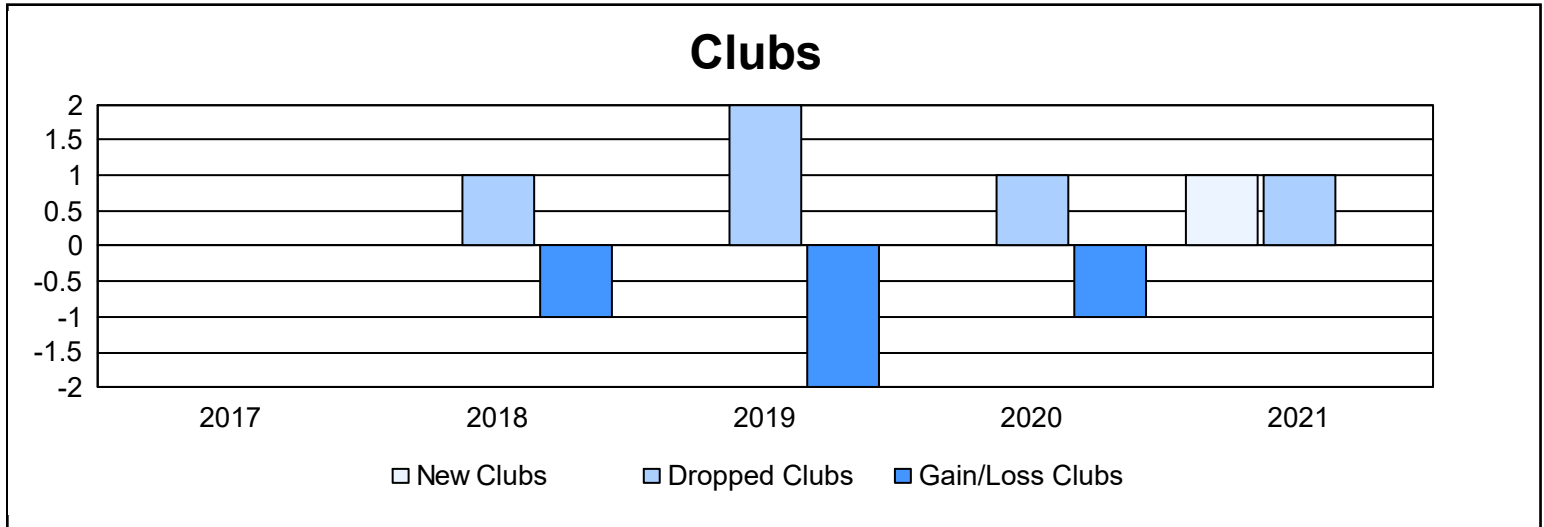
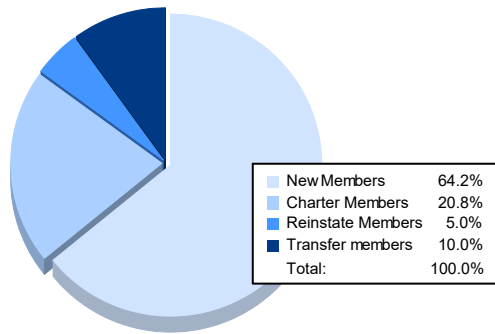


| Year | New Clubs | Dropped Clubs | Gain/ Loss Clubs | New Members | Charter Members | Reinstate Members | Transfer Members | Total Member Added | Total Members Dropped | Gain/ Loss Members |
|----------------|-----------|---------------|------------------|-------------|-----------------|-------------------|------------------|--------------------|-----------------------|--------------------|
| 2016-2017 | 0 | 0 | 0 | 83 | 0 | 1 | 9 | 93 | 163 | -70 |
| 2017-2018 | 0 | 1 | -1 | 102 | 0 | 8 | 11 | 121 | 186 | -65 |
| 2018-2019 | 0 | 2 | -2 | 120 | 3 | 2 | 11 | 136 | 148 | -12 |
| 2019-2020 | 0 | 1 | -1 | 98 | 1 | 6 | 14 | 119 | 158 | -39 |
| 2020-2021 | 1 | 1 | 0 | 77 | 25 | 6 | 12 | 120 | 154 | -34 |
| Average | 0 | 1 | -1 | 96 | 6 | 5 | 11 | 118 | 162 | -44 |



Membership Composition June 2021 Cumulative



Gender Composition June 2021 Cumulative

